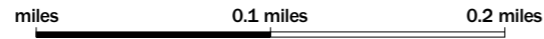


SCALE



Average walking times from Victoria Gate:

- Palm House: 5 min
- The Hive: 10 mins
- Children's Garden: 15 mins
- Temperate House: 10 min
- Lake Crossing: 10 to 15 mins
- Woodland Walk: 25 mins
- Great Pagoda: 20 mins

Symbols

- Toilets
- Accessible toilets
- Baby change
- Baby feeding room
- Changing Places toilet
- Restaurant
- Café
- Shop
- Water
- Accessible entry
- Information
- Bus stop
- Sensory spot
- Quiet spot
- Prayer and reflection room

Paths

- Fully accessible
- Lawn paths
- Steep path not suitable for wheelchairs, the chevrons point downhill


















Kew Bridge station 0.8 km across Kew Bridge
 Kew Pier for river bus services 0.5 km




Richmond station 1 km

Kew Gardens station 0.5 km

Symbols

-  Toilets
-  Accessible toilets
-  Baby change
-  Baby feeding room
-  Changing Places toilet
-  Restaurant
-  Café
-  Shop
-  Water
-  Accessible entry
-  Information
-  Bus stop
-  Sensory spot
-  Quiet spot
-  Prayer and reflection room

Paths

-  Fully accessible
-  Lawn paths
-  Steep path not suitable for wheelchairs, the chevrons point downhill

