










Key

	Toilets		Accessible entry
	Accessible toilets		Information
	Restaurant		Prayer and reflection room
	Café		Quiet space
	Water		





3 Edible Science: Kew's Kitchen Garden

See some common edible plants and learn about sustainable crop production.



Mediterranean

6 Mediterranean Garden

Discover how Mediterranean plants adapt to thrive in hot, arid summer conditions.



Rainforest

Temperate

Desert


1 Princess of Wales Conservatory

Experience ten different climate zones, including those for carnivorous plants.



4 Agius Evolution Garden

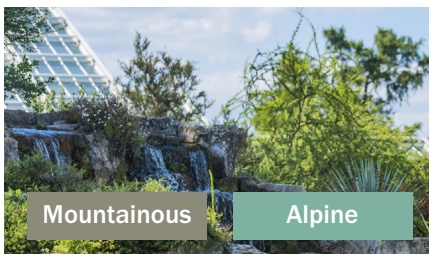
Travel through this garden to find out how plants have evolved over time.



Temperate

7 Temperate House

Travel the temperate zones of Africa, the Americas, Asia and Oceania in the world's largest Victorian glasshouse.



Mountainous

Alpine

2 Rock Garden and Davies Alpine House

Study alpine plant adaptations from six mountainous regions of the world.



5 Carbon Garden

Explore the vital role that plants and fungi play in storing carbon and learn about nature-based solutions to tackle climate change.



8 Marianne North Gallery

Visit the stunning gallery displaying 848 vibrant artworks created by Victorian explorer Marianne North.

Map Guide for school visits

This map guide highlights some key attractions your group can enjoy during a school visit. Walking times shown are for reference only.

For up-to-date opening hours and planned closures, please visit [kew.org](http://www.kew.org).

Making the most of your visit to Kew

- Please do not pick any plants or take any plant material out of the Gardens.
- Look out for vehicles.
- Be kind to wildlife.
- Plan your route ahead and factor in walking time.
- Keep group sizes small – ideally no more than 15 in a group.
- To protect the trees, please do not climb them.